

Pre-departure Information

Yeovil
College

Yeovil College International

A whole world of possibilities



Pre-departure Information

Welcome by Principal James Hampton



Dear Student,

Congratulations and thank you for choosing to come and study at Yeovil College. Yeovil College is a great place for you to study and learn. We pride ourselves on the quality and friendliness of our teachers and the support we provide to all our students. Whatever your learning needs, there will be someone here at college who will be able to help you. We also have a great range of facilities to help you learn as well as opportunities to take part in sport or other enrichment activities.

This is an exciting time with many new challenges and experiences waiting for you here at Yeovil. It is understandable that you may be a little apprehensive but the purpose of this guide is to answer some of your concerns.

Please remember to pack this guide in your hand luggage when you travel so that you can refer to it if necessary.

If you have any queries that are not answered in this booklet please contact us at Yeovil via email: International@yeovil.ac.uk.

I and my team of colleagues look forward to meeting you soon.

I look forward to meeting you at the Airport and welcoming you to the United Kingdom and especially to Yeovil College.



Best wishes
Tracey Zimmerman
Director of International Students

Immigration

When initially planning your studies in the UK you will need to investigate what type of entry clearance or visa you require. This will need to be sorted before you come to the UK.

If you need to apply for a Tier 4 Student visa and need help please contact us at International@yeovil.ac.uk and we will send you an information sheet that will take you through each stage of your application.

You will need to bring originals plus copies of your visa and passport to the UK. The international office will ask you for these on arrival at College. This is so that we can confirm your arrival with the UK Border Agency.

You will go through immigration control when you get to the UK, make sure you have all your documents ready and available. Please check if you need any medical certificates such as immunisation and x-rays.

Employment

You can work up to 20 hours per week if you are in the UK for more than 6 months. It is important that you do not do any more than this as it can invalidate your visa and you may be asked to leave the UK.

Money

We recommend that you do not bring more than £300 in sterling currency for safety reasons. The remainder of your money should be in travellers' cheques or in an account to transfer over once a UK bank account has been opened. We can help you with this process so please do not worry.




Under the new immigration legislation it is important that you have a certain amount of money in your account to cover accommodation, living expenses and tuition fees. This is all explained on the email we send you about applying for a visa under the Tier 4 points based system.

Health

If you are in the UK for less than 6 months you will need to take out Private Health Insurance. The National Health Service will only cover you for emergency treatment in an Accident & Emergency Department. Charges will apply to all other treatments.

The college will ask for proof of medical cover in your first week. We will keep this information on file in case we need it in an emergency.



English Language Preparation

We will offer you pre-course material for you to do. This will help us to make sure that the English that we provide for you is at the correct level and style that will encourage you to learn.

Accommodation

One of the major questions I am sure you will ask is where am I going to live? We do not have on site accommodation but we will place you with host families in Yeovil and surrounding areas. We visit each home to make sure that you will be comfortable and well looked after and all necessary checks are done.

Once you have received your visa we will begin the process of allocating you with appropriate accommodation. At this point we will send you an accommodation pack and questionnaire so that we can match you up with the most suitable host family.



What to Pack in your Hand Luggage

The following documents are necessary and should be kept with you at all times (please pack in hand luggage only).

- Current passport which is in date and stays in date past your expected leaving date.
- Entry Clearance Visa
- Visa Documentation and other documents from the College
- Tickets (remember to keep these as they may be needed later in your stay)
- British currency/travellers' cheques
- Certificates of exams
- Evidence of financial health (bank statement, letter from parents)
- Medical Insurance documents, X-rays(if required), TB test certificate (if required), current medication and immunisation records
- Tuition Fees (or have the ability to pay)
- Accommodation Fees (or have the ability to pay)
- 4 passport style photographs

You may also want to have:

- The address of where you will be staying, who will be picking you up from the airport and emergency contact details.
- A mobile phone which will work in the UK (check with your phone provider)
- A warm jumper or coat to wear when you arrive in the UK.
- Any valuable items
- A laptop
- This Guide!

Your main Luggage

Make sure you check with the airline and do not exceed the baggage allowance as you will be charged for any excess.

Electrical equipment will need to be compatible with electricity in the UK (240 volts, three pin (square) plugs). You can purchase adapters at the airport if necessary.

English weather is unpredictable so make sure you bring warm clothes with you and sturdy footwear.

Make sure that you can identify and carry your luggage as this will be your responsibility.

Other things which are useful but not essential are: a torch, an alarm clock, an English dictionary, camera and sports equipment.

Please bring some things from home such as family photos this will make you feel more at home in your accommodation.

Please read custom information about what not to pack. Things such as food stuffs, some plants, weapons (including those used for martial arts), drugs and knives cannot be carried to the UK.

Checklist for your Journey


- Have you got your tickets and travel insurance
- Have you got a letter from your Doctor if you are bringing any medications into the UK
- Have you got enough currency and means to pay for your accommodation
- Have you checked if you need permission to transfer money to the UK?
- Have you checked to see if your government has restrictions on the amount of money you can take from your country?
- Have you taken out personal insurance – both health and for your belongings
- Have you checked what you must declare at customs?
- Make sure your baggage is not over your weight allowance and that you can easily carry it.

Arrivals

When you arrive at the airport you will need to go through immigration, collect your baggage and go through customs. Just follow signs for “Arrivals” and it will take you through the whole process. Tracey Zimmerman, Director of International Students, will then be there to meet you. You will travel to Yeovil College by bus or taxi and your host families will be at the College to meet you.

Orientation Programme

To help you settle into Yeovil College and the UK we have arranged a two day programme. This programme will include: what to do if you need a doctor, opening a bank account, visiting the town, health & safety, trips and making sure you understand what you will be doing during your time at Yeovil College. We will also introduce you to how you will be learning whilst at the College – this may be different to how you learn in your own country. We use various methods of teaching including discussion, independent research, group work, experiments, projects and note-taking. You will meet all your teaching team plus members of the College Senior Leadership Team. The full programme will be available through the website: www.yeovil.ac.uk



Budgeting and cost of living including Accommodation

On arrival you will be asked to pay your first 4 weeks accommodation fee (£400). Please bring the means to do this. You will then be asked to pay every 4 weeks after this.

Your host family will give you breakfast and an evening meal but you will need to bring enough funds to cover lunchtimes. You will also need money for transport to and from your accommodation to college.

You will be offered evening and weekend activities but these will also need to be paid for by yourself. These are optional but highly recommended.

Remember that phone bills and other luxuries may also be more expensive in the United Kingdom.




Tuition Fees

Once the college accepts you onto a programme we will ask for a 50% non-refundable deposit (only refunded if visa application is refused by the Border Agency - £50 admin charge applied in all cases). The remainder of the fee must be received at least 4 weeks before start date of course.

Fees can be paid by credit card, bankers draft or bank transfer. If you pay by bank transfer please make sure you cover all costs incurred.

The Colleges bank details are as follows:

Bank & Branch:	Lloyds TSB 5 High Street Yeovil Somerset BA20 1RN United Kingdom
Account Number:	00400847
Sort Code:	30-99-98
IBN Number:	GB05LOYD30999800400847
BIC Code:	LOYDGB21208
Reference Number:	Please put your full name here



Miscellaneous Information

Course Dates

To be added

Contact Details

If you have any queries please contact us at the International Office. Email: international@yeovil.ac.uk

Telephone: 00-44-1935845317

Address: International Office, Yeovil College, Mudford Road, Yeovil, Somerset, BA21 4DR

Useful websites for further information

www.yeovil.ac.uk

www.ukba.homeoffice.gov.uk/studyingintheuk/

www.yeoviltown.com

www.bba.org.uk

www.visitbritain.com/


College Website

Visa Information

Yeovil Information

Bank Accounts

Places of Interest



Yeovil College
Mudford Road
Yeovil
Somerset BA21 4DR
England
www.yeovil.ac.uk
+44 (0)1935 845428